

Control structures

- `input()`
- `if-elif-else`
- `while-break-continue`

input

- The builtin function `input(message)` prints *message*, and waits for the user provides a line of input and presses return. The line of input is returned as a `str`
- If you e.g. expect input to be an `int`, then remember to convert the input using `int()`

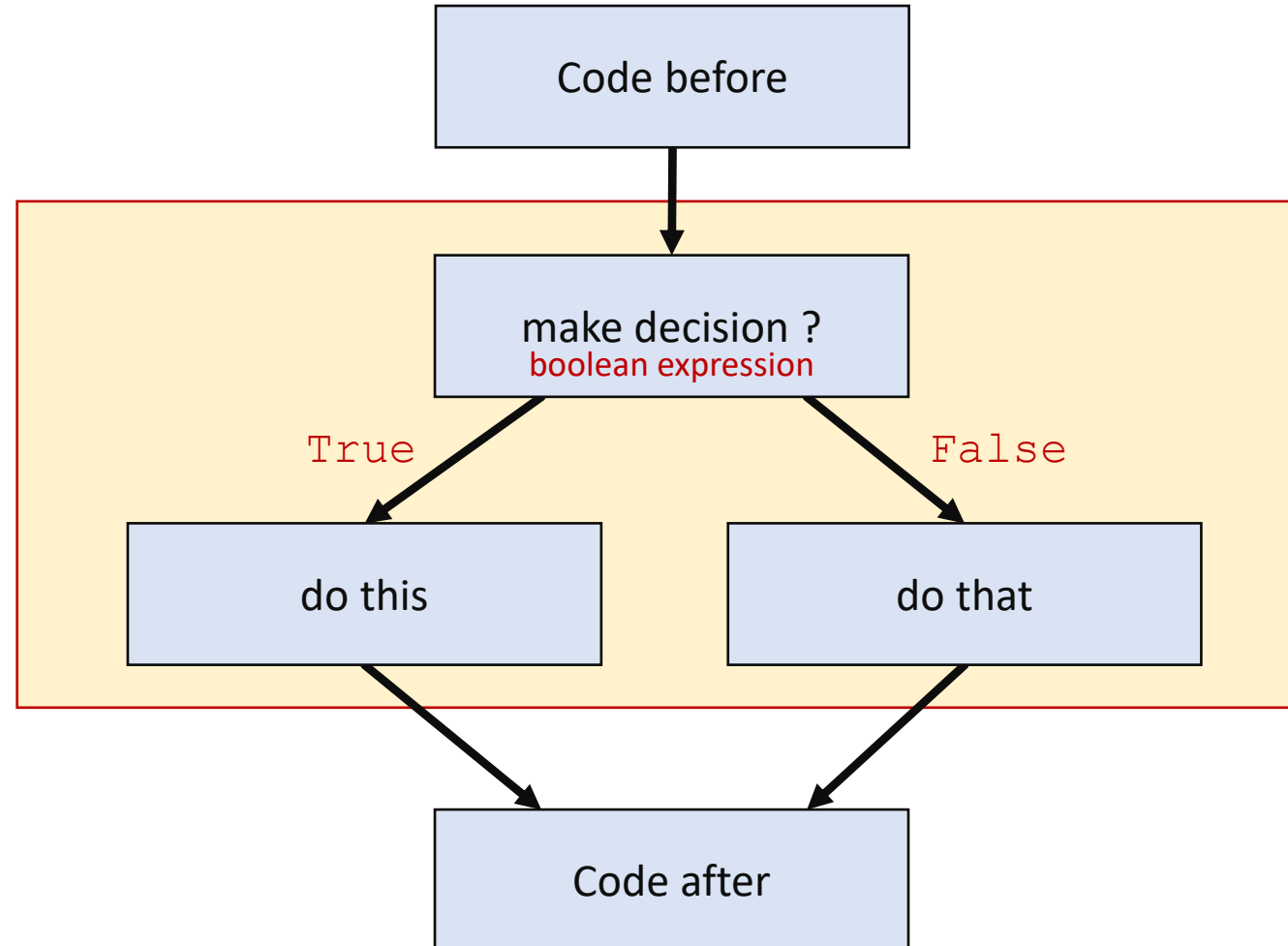
name-age.py

```
name = input('Name: ')
age = int(input('Age: '))
print(name, 'is', age, 'years old')
```

Python shell

```
> Name: Donald Duck
> Age: 84
| Donald Duck is 84 years old
```

Branching – do either this or that ?



Basic if-else

`if` *boolean expression*:

identical
indentation {
code
code
code

`else`:

identical
indentation {
code
code
code

if-else.py

```
if x % 2 == 0:  
    print('even')  
else:  
    print('odd')
```

Identical indentation for a sequence of lines = the same spaces/tabs should precede code

pass

- `pass` is a Python statement doing nothing. Can be used where a statement is required but you want to skip (e.g. code will be written later)
- Example (bad example, since `else` could just be omitted):

```
if-else.py
```

```
if x % 2 == 0:  
    print('even')  
else:  
    pass
```

if-elif-else

`if condition:`

`code`

`elif condition: # zero or more “elfi” ≡ “else if”`

`code`

`else: # optional`

`code`

```
if (condition) {
    code
} else if (condition) {
    code
} else {
    code
}
```

Java, C, C++ syntax

Other languages using indentation for blocking:
ABC (1976), occam (1983), Miranda (1985)

if.py

```
if x == 0:
    print('zero')
```

if-else.py

```
if x % 2 == 0:
    print('even')
else:
    print('odd')
```

elif.py

```
if x < 0:
    print('negative')
elif x == 0:
    print('zero')
elif x == 1:
    print('one')
else:
    print('>= 2')
```


Questions – What value is printed?

```
x = 1
if x == 2:
    x = x + 1
else:
    x = x + 1
    x = x + 1
x = x + 1
print(x)
```

a) 1

b) 2

c) 3

 d) 4

e) 5

f) Don't know

Nested if-statements

```
nested-if.py
```

```
if x < 0:
    print('negative')
elif x % 2 == 0:
    if x == 0:
        print('zero')
    elif x == 2:
        print('even prime number')
    else:
        print('even composite number')
else:
    if x == 1:
        print('one')
    else:
        print('some odd number')
```


Common mistake

if-if.py

```
x = int(input())
if x == 0:
    print('zero')
if x % 2 == 0:
    print('even')
```

Python shell

```
> 0
| zero
| even
```



if-elif.py

```
x = int(input())
if x == 0:
    print('zero')
elif x % 2 == 0:
    print('even')
```

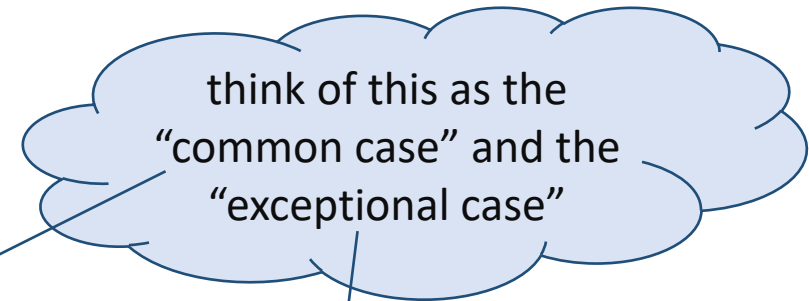
Python shell

```
> 0
| zero
```

if-else expressions

- A very common computation is

```
if test:  
    x = true-expression  
else:  
    x = false-expression
```



- In Python there is a shorthand for this:

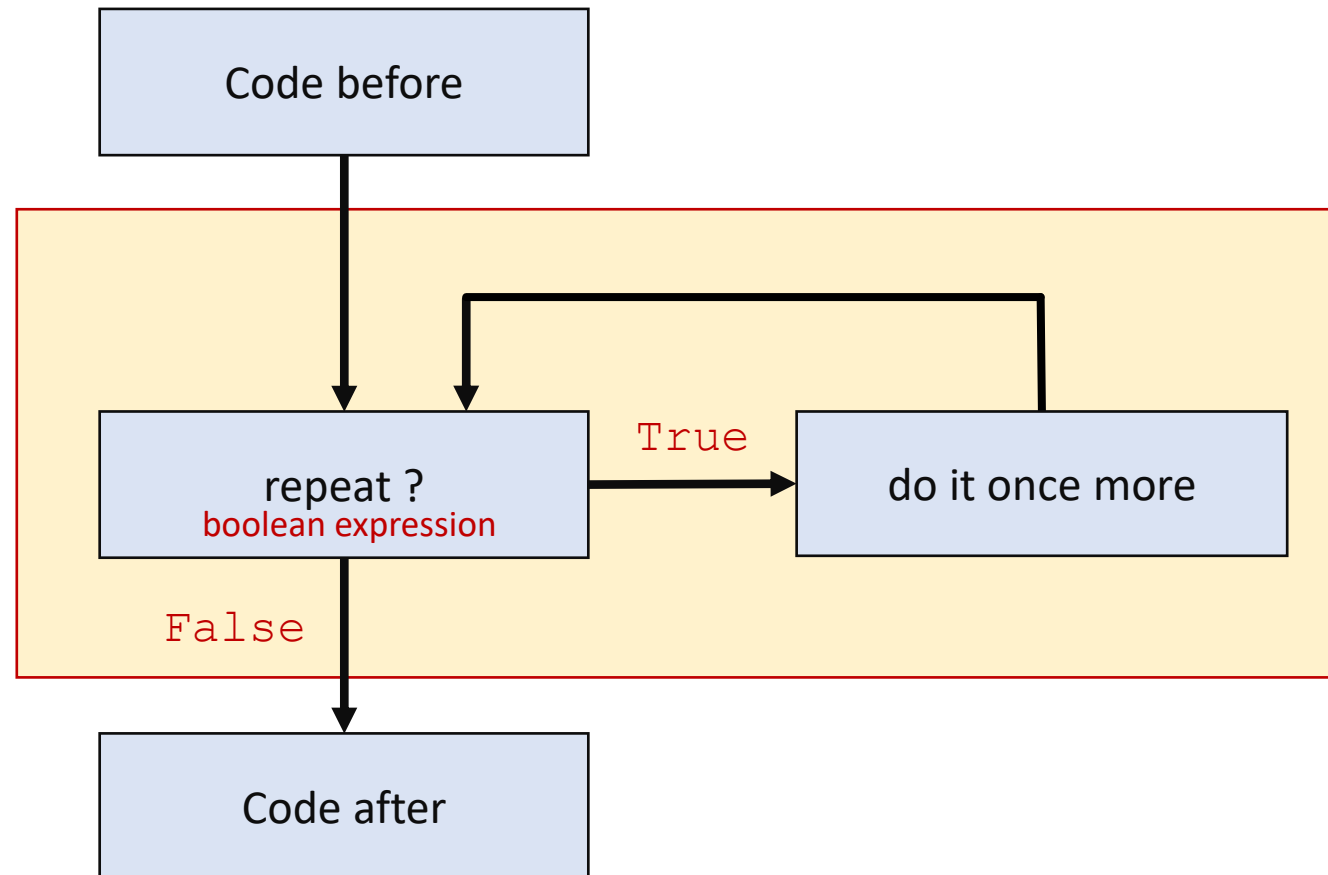
```
x = true-expression if test else false-expression
```

(see [What's New in Python 2.5 - PEP 308: Conditional Expressions](#))

- In C, C++ and Java the equivalent notation is (note the different order)

```
x = test ? true-expression : false-expression
```

Repeat until done



while-statement

while *condition*:

code

...

break # jump to code after while loop

...

continue # jump to condition at the

... # beginning of while loop

```
while (condition) {  
    code  
}
```

Java, C, C++ syntax

count.py

```
x = 1  
while x <= 5:  
    print(x, end=' ')  
    x = x + 1  
print('and', x)
```

Python shell

```
| 1 2 3 4 5 and 6
```

The function `randint(a, b)` from module `random` returns a random integer from $\{a, a + 1, \dots, b - 1, b\}$

random-pair.py

```
from random import randint  
while True:  
    x = randint(1, 10)  
    y = randint(1, 10)  
    if abs(x - y) >= 2:  
        break  
    print('too close', x, y)  
print(x, y)
```

Python shell

```
| too close 4 4  
| too close 10 9  
| 8 5
```

An exercise asks to
simplify the code

Computing $\lfloor \sqrt{x} \rfloor$ using binary search

`int-sqrt.py`

```
x = 20
low = 0
high = x + 1
while True: # low <= sqrt(x) < high
    if low + 1 == high:
        break
    mid = (high + low) // 2
    if mid * mid <= x:
        low = mid
        continue
    high = mid
print(low) # low = floor(sqrt(x))
```

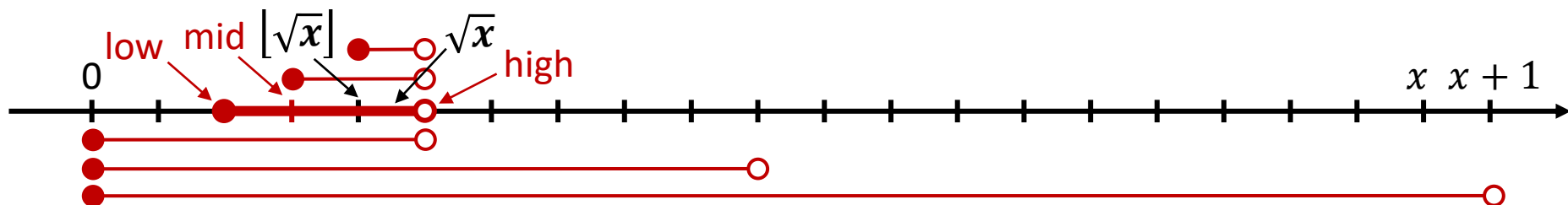
Integer division

$$\left\lfloor \frac{\text{high} + \text{low}}{2} \right\rfloor$$

$$\text{mid} \leq \sqrt{x}$$



$$\text{mid}^2 \leq x$$

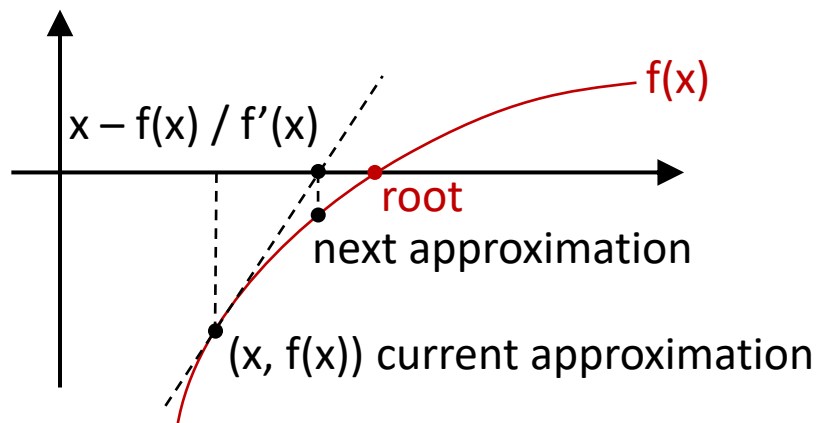


Division using the Newton-Raphson method

- **Goal:** Compute $1/n$ only using $+$, $-$, and $*$
- $x = 1/n \iff f(x) = n - 1/x = 0$
- Problem reduces to finding **root** of f
- Newton-Raphson:

$$x := x - f(x)/f'(x) = x - (n - 1/x)/(1/x^2) = (2 - n \cdot x) \cdot x$$

since $f'(x) = 1/x^2$ for $f(x) = n - 1/x$



division.py

```
n = 0.75 # n in [0.5, 1.0]
x = 1.0
last = 0.0
while last < x:
    print(x)
    last = x
    x = (2 - n * x) * x
print('Apx of 1.0 /', n, '=', x)
print('Python 1.0 /', n, '=', 1.0 / n)
```

Python shell

```
| 1.0
| 1.25
| 1.328125
| 1.33331298828125
| 1.3333333330228925
| 1.3333333333333333
| Apx of 1.0 / 0.75 = 1.3333333333333333
| Python 1.0 / 0.75 = 1.3333333333333333
```